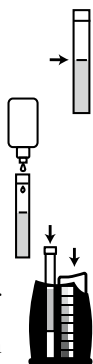


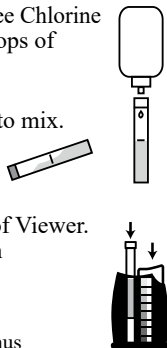
**Free Chlorine**

1. Slide Chlorine Octa-Slide 2 Bar (3401-01) into top of Viewer.
2. Fill tube (0106) to 5 mL line with sample.
3. Add 5 drops of DPD 1A (P-6740) and 5 drops of \*DPD 1B (P-6741). Cap and invert to mix.
4. Insert tube into top of Octa-Slide 2 Viewer (1101).
5. Read test result from Octa-Slide 2 Viewer in ppm Free Chlorine. Retain sample if Total Chlorine is to be tested.



**Total Chlorine**

1. Remove cap from Free Chlorine sample and add 5 drops of DPD 3(P-6743).
2. Cap tube and invert to mix.
3. Insert tube into top of Viewer. Read test result from Octa-Slide 2 Bar in ppm Total Chlorine.

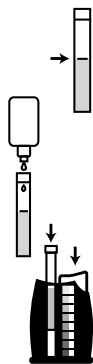


NOTE: Total Chlorine minus Free Chlorine equals Combined Chlorine.

\*Reagent is a potential health hazard.  
**READ SDS:** lamotte.com.  
**Emergency information:**  
 Chem-Tel USA 1-800-255-3924  
 Int'l, call collect, 813-248-0585

**pH**

1. Slide pH Octa-Slide 2 Bar (3403-01) into top of Viewer.
2. Fill tube (0106) to 5 mL line with sample.
3. Add 5 drops of pH Indicator (P-7026). Cap tube and invert to mix.
4. Insert tube into top of Octa-Slide 2 Viewer (1101).
5. Read test result from Octa-Slide 2 Bar in pH units. If pH is not in desired range, retain sample for Acid/Base Demand.



**Acid/Base Demand**

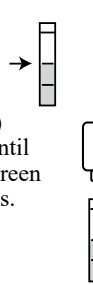
1. Remove cap from pH tube in viewer, leave pH Octa-Slide 2 Bar (3403-01) in Viewer.
2. If pH is High: add \*Acid (P-6068) one drop at a time and mix until desired color match occurs. Record number of drops.
3. See chart for recommended dosage.
4. If pH is Low: add Base (P-6460) one drop at a time and mix until desired color match occurs. Record number of drops.
5. See tables in the User's Guide for recommended dosage.



NOTE: For accurate results in pools with low pH and high alkalinity readings, the alkalinity level must be adjusted to the proper range before performing Base Demand test.

**Alkalinity**

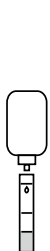
1. Fill tube to upper line with sample.
2. Add 5 drops of \*Alk 1 (P-7028). Swirl to mix.
3. Add \*Alk Titrant (P-6111) dropwise while swirling until color changes from blue-green to RED. Record total drops.
4. Each drop equals 10 ppm Total Alkalinity.



NOTE: If tube is filled to lower line, each drop equals 20 ppm Alkalinity.

**Calcium Hardness**

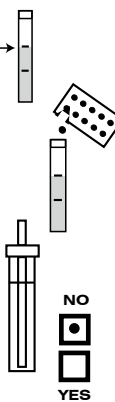
1. Fill tube to lower line with sample.
2. Immediately add 5 drops of \*Hard 1 (P-4259) and 5 drops of \*Hard 2 (P-7030). Swirl to mix.
3. Add Ca Hard Titrant (P-7031) dropwise while swirling until color changes from red to BLUE. Record total drops. Each drop equals 20 ppm Ca Hardness.



NOTE: If tube is filled to upper line, each drop equals 10 ppm Calcium Hardness.

**Cyanuric Acid**

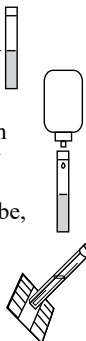
1. Fill small round tube (1161) to top line with sample.
2. Add one \*Cyanuric Acid tablet (6994A). Cap and shake to dissolve.
3. Replace solid cap with calibrated square tube and cap collar (no brush). The square tube will fill with turbid liquid.
4. Viewing from above, adjust the square tube until the black dot just barely disappears. Read result at water level within the square tube.



NOTE: For samples greater than 100 ppm, retest by adding sample to lower line, add tap water to top line. Follow steps 2-4. Multiply result by 2.

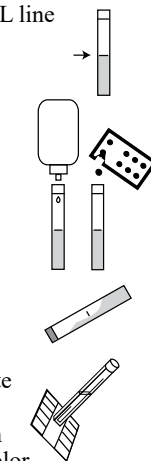
**Copper**

1. Fill tube (0106) to 5 mL line with sample.
2. Add 3 drops of \*Copper 1 (P-6446) to tube.
3. Cap tube and invert to mix.
4. Remove cap and place bottom of tube on white area of color chart.
5. Looking down through the tube, match Copper color to color chart and record result.



**Iron**

1. Fill tube (0106) to 5 mL line with sample.
2. Add 5 drops of \*Iron 1 Reagent (P-4450) and one \*Iron 2 Tablet (4451A) to tube.
3. Cap and shake tube to dissolve tablet.
4. Remove cap and place bottom of tube on white area of color chart.
5. Looking down through the tube, match Iron color to color chart and record result.



**LaMOTTE COMPANY**

Helping People Solve Analytical Challenges

802 Washington Ave  
 Chestertown · Maryland · 21620  
 USA 800-344-3100  
 +1 410-778-3100 [Outside U.S.A.]  
 Fax 410-778-6394

Visit us on the web at [www.lamotte.com](http://www.lamotte.com)