

The LaMotte logo features a stylized white icon of three horizontal, slightly curved lines to the left of the brand name "LaMotte" in a white, sans-serif font.

LaMotte

COPPER

TEST KIT








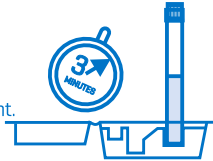
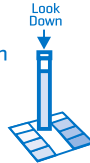
Code 3619

COPPER TEST KIT

Code 3619

*Potential Health Hazard: Read product label before use. See lamotte.com for SDS.

Emergency information for all LaMotte reagents is available from Chem-Tel [US, 1-800-255-3924] [International, call collect, 813-248-0585].

<p>1.</p> <p>Fill tube [0106] to 10 mL line with sample water.</p> 	<p>2.</p> <p>Add 5 drops of *Copper A [P-6367] to tube.</p> 	<p>3.</p> <p>Cap and invert tube to mix.</p> 	<p>4.</p> <p>Remove cap and add 5 drops of *Copper B [P-6368] to tube.</p> 	<p>5.</p> <p>Cap and invert tube to mix.</p> 
<p>6.</p> <p>Insert tube into holder. Wait 3 minutes for full color development. Remove cap.</p> 	<p>7.</p> <p>Place bottom of tube on white area of color chart.</p> <p>Look down through the tube to match the sample color to a standard.</p> <p>NOTE: Always empty and rinse tubes promptly after testing to avoid staining.</p> 			

WARNING! This set contains chemicals that may be harmful if misused. Read cautions on individual containers carefully. Not to be used by children except under adult supervision.

LaMotte Company
802 Washington Ave • Chestertown • MD • 21620
800-344-3100 • 410-778-3100 [Outside USA]
www.lamotte.com

©2021
LaMotte Company
63619 • 10.21